

Long-Term Storage (After Your Trip is Over)

- Disinfect your microfilter before storage to prevent microbiological growth within the cartridge.
- 1) Fill a liter container with tap water and add 2 tablets of Micropur Purification or Micropur Forte (if not available use 2 tablespoons of ordinary household bleach).
 - 2) Pour solution into BaseCamp water bag.
 - 3) Hang bag and allow the entire amount of solution to run through cartridge (into sink or container).
 - 4) Remove cartridge and filter protector.
 - 5) Allow all components to air dry completely before storing.

Note: When removing unit from long-term storage, flush the system with 2 liters of water to remove any stale tasting water.

Cartridge Capacity

Cartridge capacity depends on water quality. To extend cartridge life, use Filter protector and clean regularly. The Katadyn BaseCamp was tested at 200 gallons and found effective for removal of bacteria and protozoan cysts like Giardia and Cryptosporidium. For maximum performance, cartridge should be replaced after 200 gallons (750 liters) or when water flow has stopped.

Cartridge Installation

Replacement cartridges (use Hiker PRO Replacement Cartridge) are available from the dealer where you purchased your Katadyn Basecamp.

- 1) Remove output hose from cartridge output barb. Grasp the top of the cartridge and unscrew counterclockwise. If on trail, pack out used cartridge and discard in trash receptacle.
- 2) Rinse inside of water bag with clear water (non-filtered water is ok). Discard water. Wipe inside of water bag and bag adaptor threads with soft cloth to remove sediment.
- 3) Remove new cartridge and filter protector from packaging.
- 4) Install Filter protector (See Figure 1).
- 5) Insert new cartridge into bag adaptor and tighten clockwise. (See Figure 2)
- 6) Flush cartridge by running 1 liter through filter.

(4)

When You Travel Abroad, Camp or Backpack...

...you run a risk of illness ranging from the inconvenience and discomfort of diarrhea to more serious illnesses caused by protozoan cysts (i.e., Giardia, Cryptosporidium), viruses and bacteria.

The microorganisms that cause these diseases are often found in the food and water you consume. Lakes, streams and the local water supply may be contaminated.

To minimize the risk of contracting these illnesses, we suggest that you consult with your physician, state health department or travelers' clinic 4-6 weeks before you depart.

And while you are traveling...

- Make sure that prepared food is thoroughly cooked.
- Select non-cooked foods (fruits, nuts, etc.) that have intact shells or skins, and clean your hands before peeling the food.
- Wash your hands with soap and water thoroughly and often, especially before you eat. Filter all drinking water with your Katadyn Hiker Water Microfilter.

Caution: If there is any risk of viruses in the water, use an EPA registered disinfectant such as Micropur Purification, or boil your water.

Limited Warranty

Your Katadyn BaseCamp Microfilter is warranted for one (1) year from the date of purchase against defects in materials and workmanship. Should your Katadyn BaseCamp prove defective within one year from the date of purchase, return it to the Katadyn retailer from whom it was purchased. If you do not receive a satisfactory resolution, contact Katadyn Consumer Relations at 1-800-755-6701 for service assistance. Katadyn, at its discretion, will replace or repair the damaged item. Please retain your purchase receipt as proof of date purchased. This warranty gives you specific legal rights and you may have other legal rights which vary from state to state.

Contact North America:
Katadyn North America Inc.
6325 Sandburg Rd, Suite 400
Minneapolis, MN 55427 / USA
1-800-755-6701
outdoor@katadyn.com / www.katadyn.com

Contact International:
Katadyn Products Inc.
Birkenweg 4
8304 Wallisellen / Switzerland
info@katadyn.ch / www.katadyn.ch

**KATADYN**[®]
MAKING WATER DRINKING WATER

BaseCamp Water Microfilter
(Model #8010655)

Hiker PRO Replacement Cartridge
(Model #8014644)



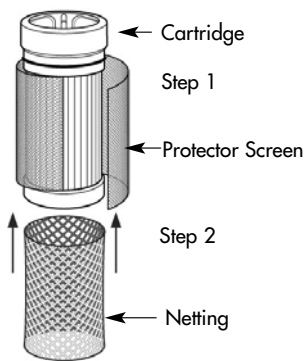
Thank you for choosing a Katadyn portable water microfiltration system. The Katadyn Base Camp Microfilter meets industry standards for reduction of bacteria (99.9999%) and protozoan cysts like Giardia and Cryptosporidium (99.9%). It is designed to be filled with water and suspended so that gravity does all the work. The Base Camp is ideal for group camps and anytime large volumes of water need to be treated.

Product Set-up

The BaseCamp requires minimal set up. For best results, try out the BaseCamp before first use and familiarize yourself with its operation.

1) Install Filter Protector (Optional)

Wrap protector screen around cartridge (there will be approximately a 2" overlap) and hold in place. Slip the flexible netting over the cartridge. Adjust filter protector screen and netting so they are positioned evenly. (Figure 1)

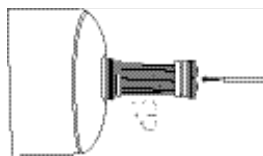


(Figure 1)

(1)

2) Install Filter

Turn filter clockwise into threaded bag adaptor. Attach output hose to cartridge output barb (Figure 2)



(Figure 2)

3) Flush System (Important!)

Before first use, flush system by running approximately 2 liters of water through the unit to remove harmless carbon dust. Note: discolored water is normal when flushing. See following section on Normal Operation on how to filter water.

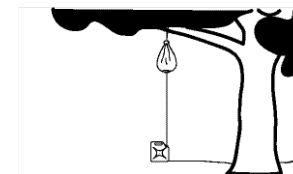
Normal Operation

- 1) Make sure filter is properly attached to the bag.
- 2) Fill bag with water using separate container. If a separate container is not available, open bag and fill directly from water source. Do not allow contaminated water to contact outlet hose.
- 3) Close bag by folding ends (Figure 3). Dry bag and outlet hose with clean cloth.



(2)

- 4) Hang BaseCamp in convenient location. For best flow, hang from highest possible location (Figure 4).



- 5) Open hose valve to begin water flow. Close valve to stop flow. Ensure valve is in open position while filtering.

Field Performance Tips

The Katadyn BaseCamp is designed to remove bacteria and protozoan cysts such as Giardia and Cryptosporidium. To extend cartridge life, always use the best water source available and use Filter Protector.

Maintain your Katadyn water system to keep it operating smoothly.

1) If Water Flow is Slow:

Clogged cartridge. A clogged cartridge requires replacement. As a temporary solution in the field, unscrew cartridge and remove cleanable filter protector. Clean filter protector. Hold filter cartridge by the top and swish in water. Take care that untreated water does not contact the cartridge output barb. If flow is not restored, replace cartridge with new Hiker PRO cartridge.

(3)